



RAZER ELECTRA V2

MASTER GUIDE

PACKAGE CONTENTS / SYSTEM REQUIREMENTS

PACKAGE CONTENTS

- Razer Electra V2 analog gaming and music headset
- Removable microphone
- Audio / mic splitter extension cable
- Important Product Information Guide

SYSTEM REQUIREMENTS

Audio usage

- Devices with 3.5 mm audio jack

Audio/mic splitter extension cable usage

- Devices with separate 3.5 mm audio and microphone jacks*

Audio + microphone usage

- Devices with 3.5 mm audio + mic combined jack*



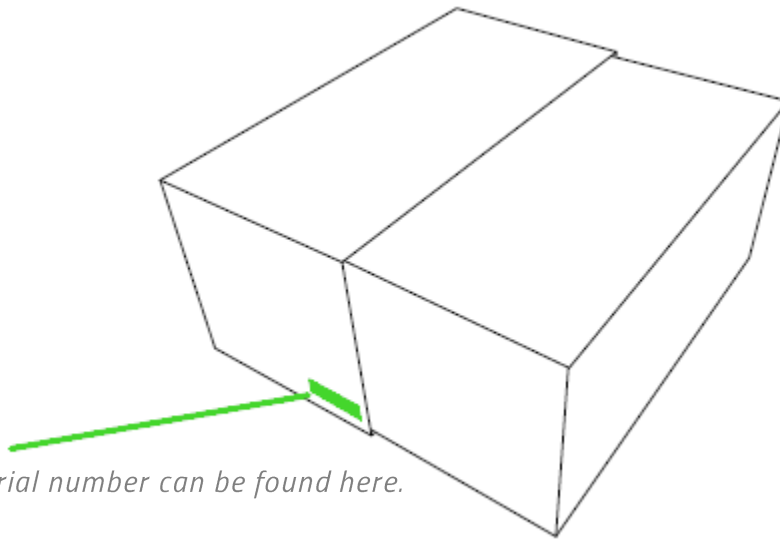
** Compatible with PC/Mac/PS4/Xbox One (Xbox One Stereo Adapter may be required, purchased separately)*

REGISTRATION / TECHNICAL SUPPORT

REGISTRATION

Register your product online at razer-id.razerzone.com/warranty to get real-time information on your product's warranty status.

If you haven't registered for a Razer ID yet, register now at razer-id.razerzone.com to get a wide range of Razer benefits.



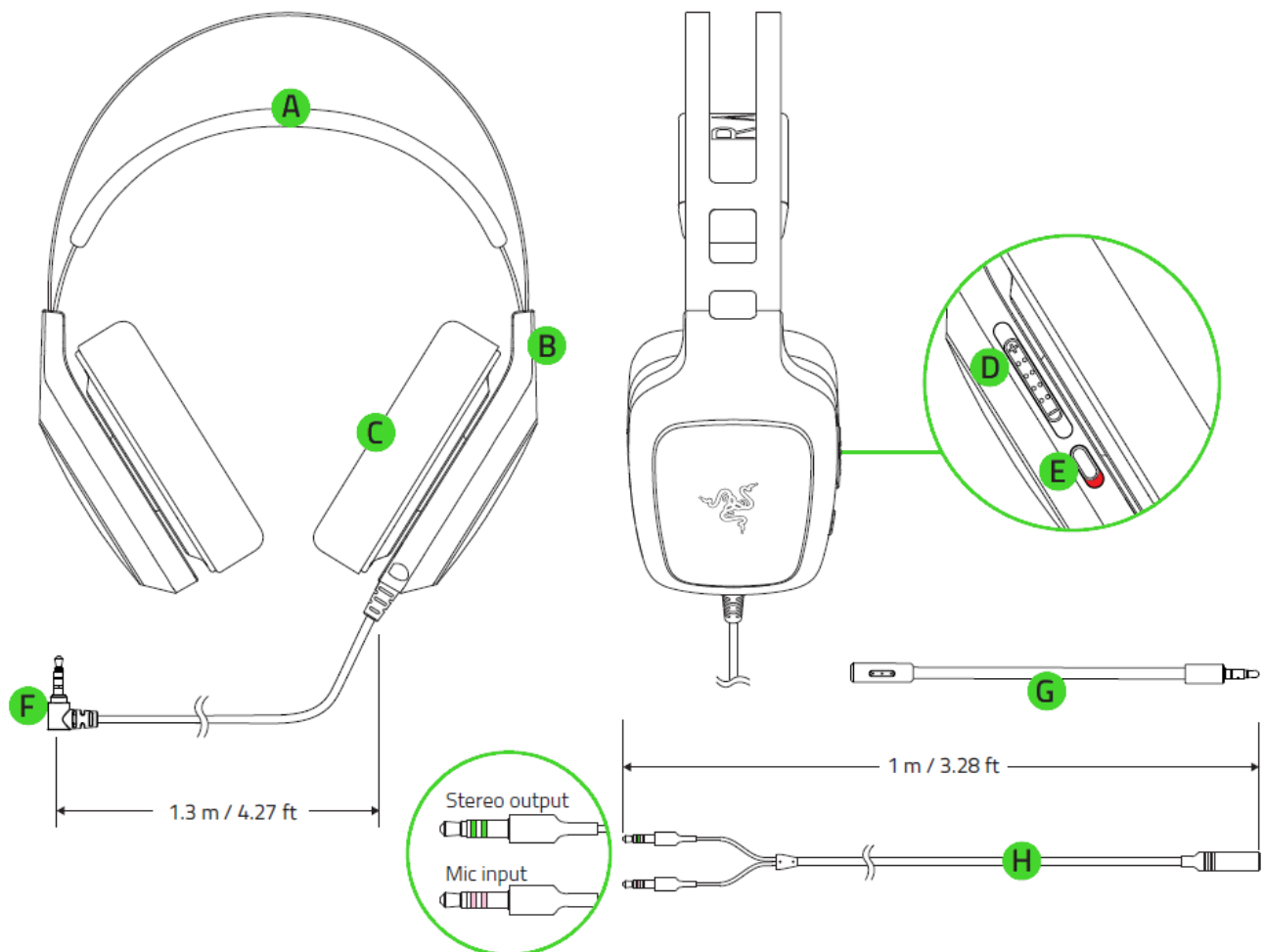
Your product's serial number can be found here.

TECHNICAL SUPPORT

What you'll get:

- 1 year limited manufacturer's warranty.
- Free online technical support at support.razerzone.com.

DEVICE LAYOUT

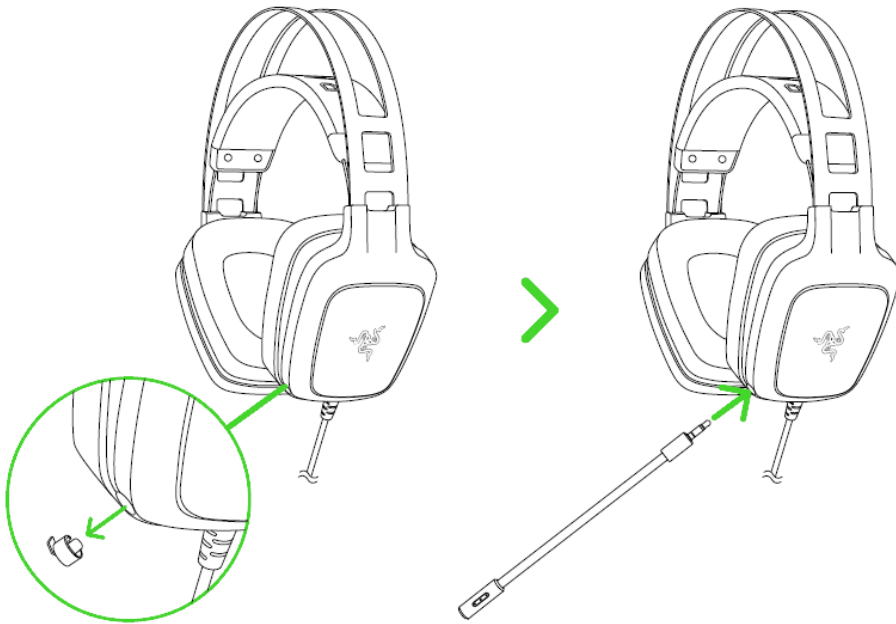


- A. Adjustable padded headband
- B. Circumaural ear cup design
- C. Leatherette ear cushions
- D. Volume control slider
- E. Mic mute toggle
- F. 3.5 mm audio + mic jack
- G. Removable microphone
- H. Audio/mic splitter adapter

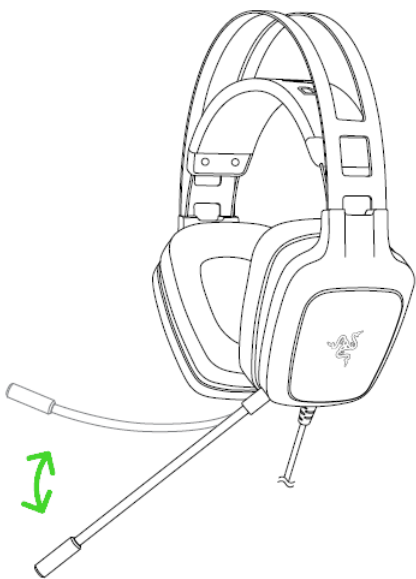
USING YOUR RAZER ELECTRA V2

USING THE REMOVABLE MICROPHONE

Plug the removable microphone to the headphone.

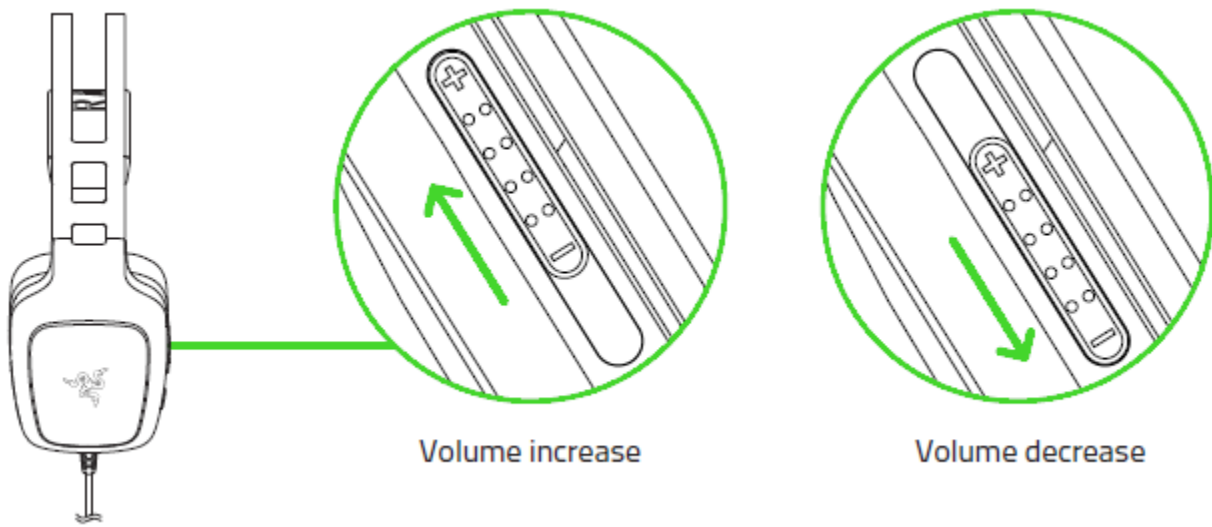


Bend the microphone until it is in front of your mouth.

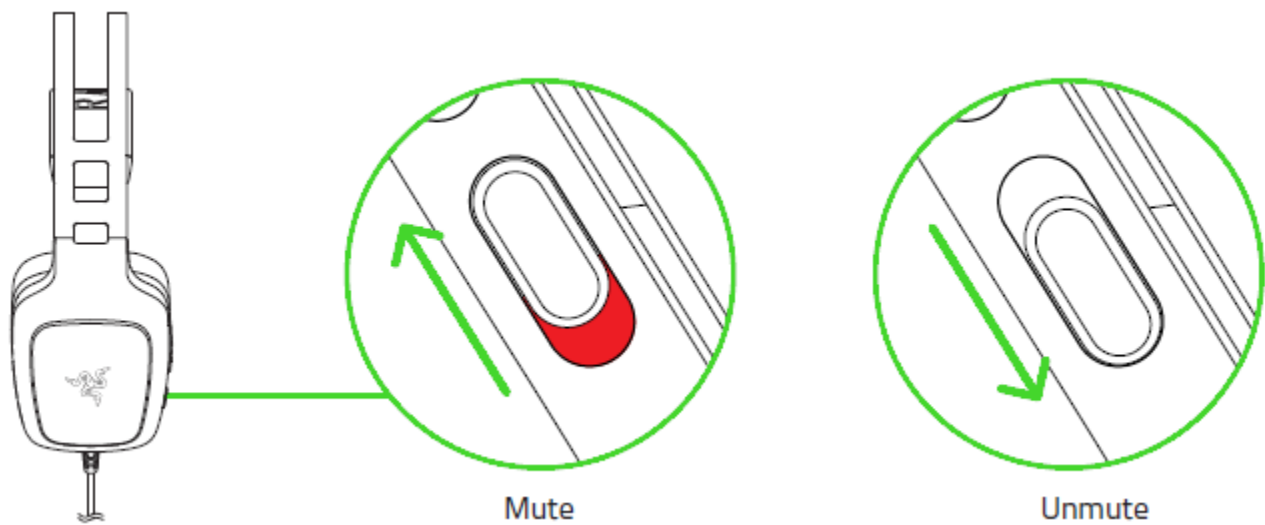


USING THE ON-HEADSET CONTROLS

Push the volume control slider up to increase or push it down to decrease the volume.

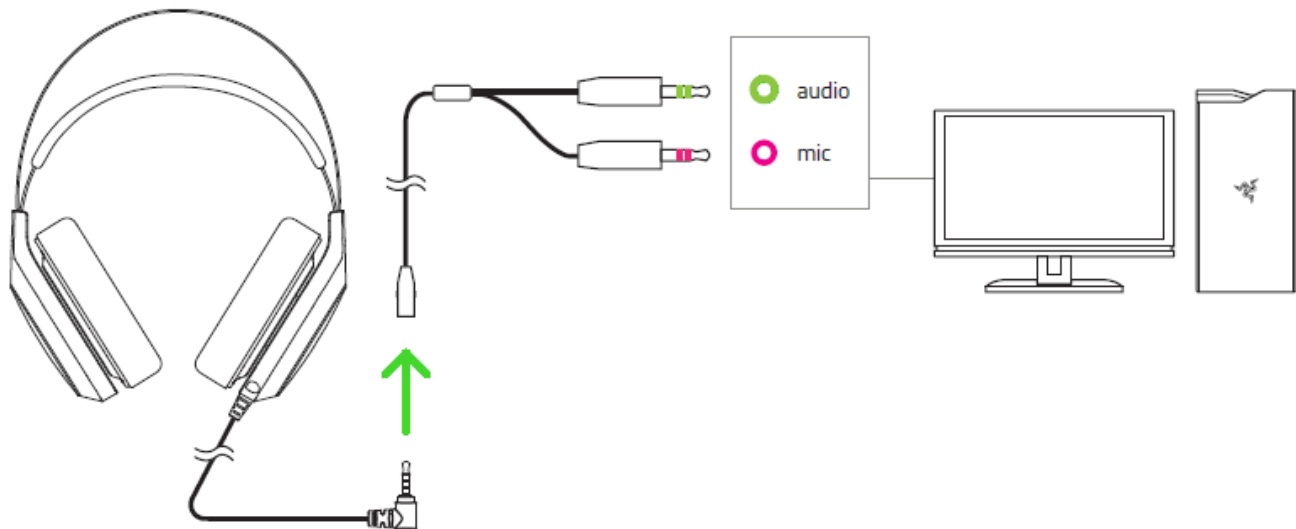


Push the mic mute toggle up to mute or push it down to unmute the microphone.



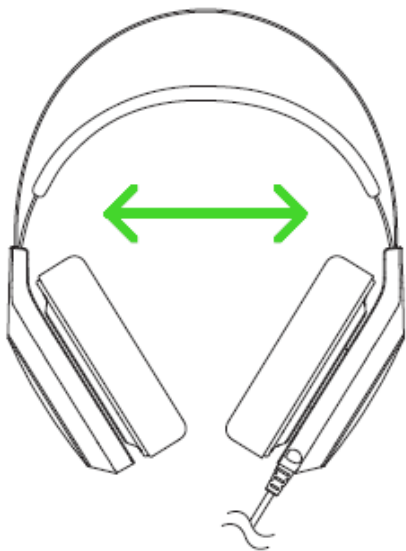
USING THE AUDIO/MIC SPLITTER EXTENSION CABLE

The audio/mic splitter extension cable that comes with the package is designed for use with computers equipped with separate audio output and microphone input jacks.



EXTENDING YOUR HEADPHONE'S LIFESPAN

We recommend stretching the headphones gently apart before placing them over your head to minimize headband stress. However, please avoid overstretching the headphones beyond its technical limits.



Congratulations! You are now ready to use your Razer Electra V2. To unlock the full potential of your Razer headset, download Razer Surround at [razerzone.com/surround](https://www.razerzone.com/surround).

SAFETY AND MAINTENANCE

SAFETY GUIDELINES

In order to achieve maximum safety while using your Razer Electra V2, we suggest that you adopt the following guidelines:

Should you have trouble operating the device properly and troubleshooting does not work, unplug the device and contact the Razer hotline or go to [razersupport.com](https://razer.com/support) for support. Do not attempt to service or fix the device yourself at any time.

Do not take apart the device (doing so will void your warranty) and do not attempt to operate it under abnormal current loads.

Keep the device away from liquid, humidity or moisture. Operate the device only within the specific temperature range of 0°C (32°F) to 40°C (104°F). Should the temperature exceed this range, unplug and/or switch off the device in order to let the temperature stabilize to an optimal level.

The device isolates external ambient sounds even at low volumes, resulting in lowered awareness of your external surroundings. Please remove the device when engaging in any activities that requires active awareness of your surroundings.

Listening to excessively loud volumes over extended periods of time can damage your hearing. Furthermore, legislation of certain countries permits a maximum sound level of 86db to affect your hearing for 8 hours a day. We therefore recommend that you reduce the volume to a comfortable level when listening for prolonged periods of time. Please, take good care of your hearing.

MAINTENANCE AND USE

The Razer Electra V2 requires minimum maintenance to keep it in optimum condition. Once a month we recommend you unplug the device from the computer and clean it using a soft cloth or cotton swab with a bit of warm water to prevent dirt buildup. Do not use soap or harsh cleaning agents.

LEGALESE

COPYRIGHT AND INTELLECTUAL PROPERTY INFORMATION

©2017 Razer Inc. All rights reserved. Razer, the triple-headed snake logo, Razer logo, “For Gamers. By Gamers.”, and Powered by Razer Chroma logo are trademarks or registered trademarks of Razer Inc. and/or affiliated companies in the United States or other countries. All other trademarks and trade names are the property of their respective owners and other company and product names mentioned herein may be trademarks of their respective companies.

Razer Inc. (“Razer”) may have copyright, trademarks, trade secrets, patents, patent applications, or other intellectual property rights (whether registered or unregistered) concerning the product in this guide. furnishing of this guide does not give you a license to any such copyright, trademark, patent or other intellectual property right. The Razer Electra V2 (the “Product”) may differ from pictures whether on packaging or otherwise. Razer assumes no responsibility for such differences or for any errors that may appear. Information contained herein is subject to change without notice.

LIMITED PRODUCT WARRANTY

For the latest and current terms of the Limited Product Warranty, please visit: razerzone.com/warranty.

LIMITATION OF LIABILITY

Razer shall in no event be liable for any lost profits, loss of information or data, special, incidental, indirect, punitive or consequential or incidental damages, arising in any way out of distribution of, sale of, resale of, use of, or inability to use the Product. In no event shall Razer’s liability exceed the retail purchase price of the Product.

COSTS OF PROCUREMENT

For the avoidance of doubt, in no event will Razer be liable for any costs of procurement unless it has been advised of the possibility of such damages, and in no case shall Razer be liable for any costs of procurement liability exceeding the retail purchase price of the Product.

GENERAL

These terms shall be governed by and construed under the laws of the jurisdiction in which the Product was purchased. If any term herein is held to be invalid or unenforceable, then such term (in so far as it is invalid or unenforceable) shall be given no effect and deemed to be excluded without invalidating any of the remaining terms. Razer reserves the right to amend any term at any time without notice.